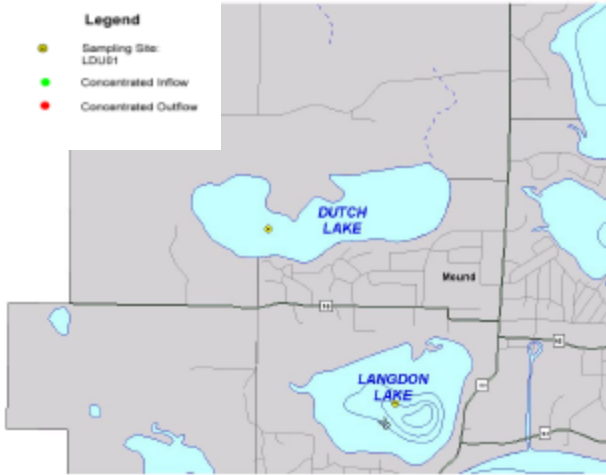


Dutch Lake

Upper Watershed

2003 Report Card Grade D

- Legend**
- Sampling Site: LDUB1
 - Concentrated Inflow
 - Concentrated Outflow



Lake Data

Surface Area:	159.50	Acres
Maximum Depth:	45	Feet
Mean Depth:	15.15	Feet

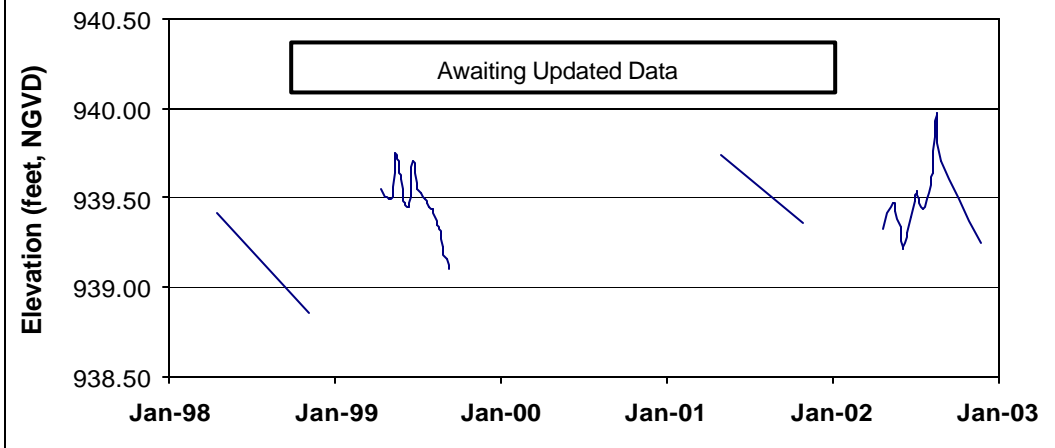
Definitions:

TP: Total phosphorus

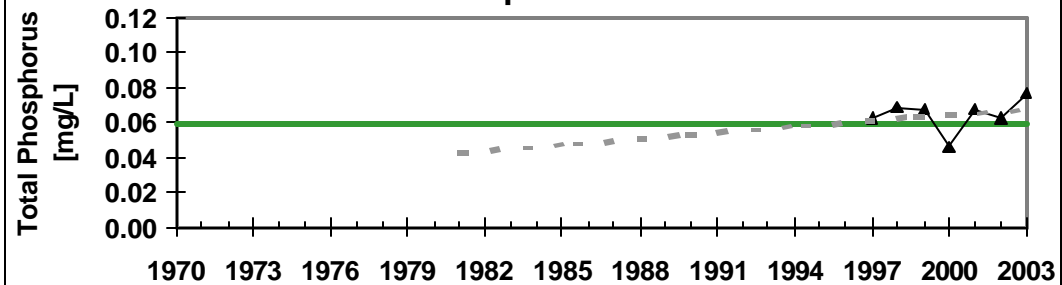
SRP: Soluble reactive phosphorus

— Guideline: Water quality is impaired at 0.06 mg/L TP or higher

Dutch Lake Elevation History



Long-Term Average Summer Surface Total Phosphorus Concentration



Dutch Lake
Upper Watershed
2003 Report Card Grade D

2003 Water Quality Summary Graphs

— Guideline: Water quality is impaired at 0.06 mg/L TP or higher.

